

GENERAL

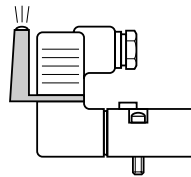
The built-in module of visual indication (LED) and electrical protection can be fitted on any solenoid valve or spool valve equipped with 2 terminals + 1 earth, size 15, among the following :

- Spool valve 5/2 - 5/3 Ø M5 - series 519
- Spool valve 5/2 - 5/3 G 1/8 - series 520
- Spool valve 5/2 - 5/3 G 1/4 - series 521
- Series 538-539 spool valves - version with integrated pilots

MOUNTING

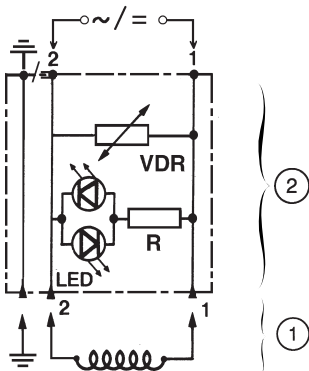


Mounting of the module between the connector and the solenoid valve (rotatable x 180°)



ELECTRICAL CHARACTERISTICS AND SPECIFICATIONS

- VOLTAGE : 24 V DC / 24V-115V-230V AC 50/60 Hz
- AMBIENT TEMPERATURE : -15°C, +50°C (see appropriate limits for each product)
- CONNECTION : on coil terminals, hold position by means of the connector size 15.
- NUMBER OF TERMINALS : 2 terminals + earths (2 earths are symetrical to allow module reversal)
- CONSUMPTION : 0,25 W (24V) - 0,40 W (115V) - 0,75 W (230V)
- PROTECTION : IP 65



LED - green luminous diode, bi-directional to check voltage on coil terminals (24V AC/DC, 115V AC, 230 V AC).

VDR - Varistat absorbing back EMF of coil

- ① Coil for mini pilot/solenoid valve/spool valve size 15
- ② Module of visual indication and electrical protection

CONSTRUCTION

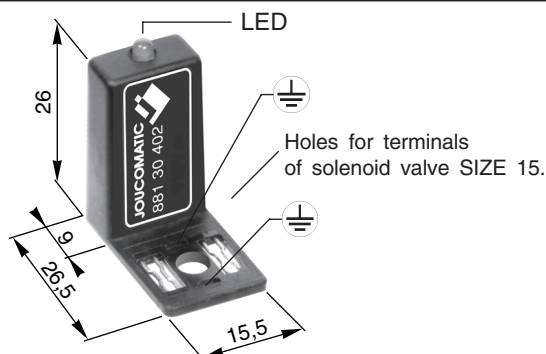
Body in glass-filled polyamide (PA + FG)
Electronic components encapsulated in compound

RANGE SPECIFICATION

Description	CODES	
Module of visual indication (LED) and electrical protection	24V AC/DC	88130401
	115V AC	88130402
	230V AC	88130403

DIMENSIONS AND WEIGHT

Weight : 5 g



J