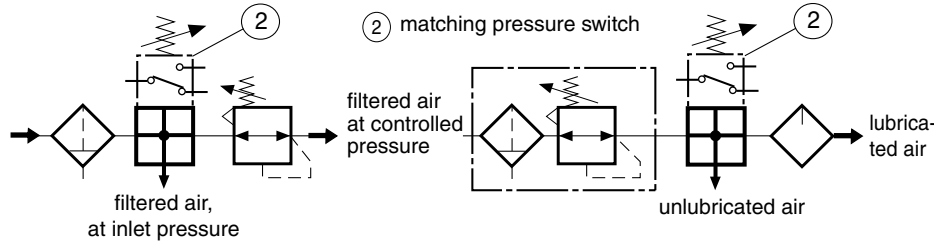


PRESENTATION

- Suitable to withstand aggressive environmental conditions and/or frequent cleaning cycles with oxidising agents.
- A by-pass module is placed between adjacent components to draw off high pressure filtered air or unlubricated air depending on where it is located



By-pass connection

three G 3/8 ports, bottom, front and rear
Close off unused ports

CHOICE OF EQUIPMENT

description	matching pressure switch	main ports (ØW)	by-pass ports (ØZ)	code (1)	weight (kg)
By-pass module for Modulair 112 range	available	G 1/4	3 x G 3/8	34303247	0,180
		G 3/8	3 x G 3/8	34303248	
		G 1/2	3 x G 3/8	34303249	

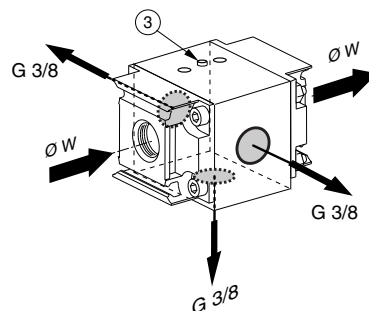
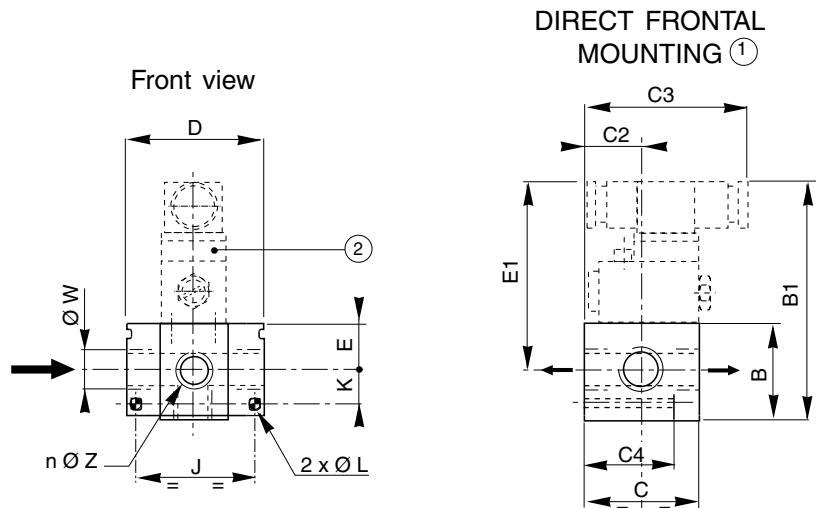
(1) For installation, it is also necessary to provide for a two-part assembly kit, code: **34303226**

PRESSURE SWITCH

Pad-mount pressure switch (adjustment range: 0.5 to 10 bar), (see following pages)

DIMENSIONS

range	Modulair
	112
Ø W	G1/4
	G3/8
	G1/2
B	47
B1	123
C	55
C2	27,5
C3	78,5
C4	47,5
D	66
E	22
E1	98
J	57
K	17
Ø L	5,5
n	3
Ø Z	G 3/8
Weight (kg)	0,180



- ① Direct frontal mounting: 2 holes of dia. L and depth C4
- ② Matching pressure switch
- ③ Modulair 112 range: Leaktight sunk plug. To be removed before mounting pressure switch (remove with 2 mm A/F hex key)

00547GB-2009/R02
Availability, design and specifications are subject to change without notice. All rights reserved.