

















AIR SERVICE EQUIPMENT







Product index



Products	Pipe connections	Type	Illustration	Series	Page	
Filter/regulator and lubricator system	metal. bowls	G1/8 to G1/2		342	P710-1	
		G1/4 to G3/4			Modulair 107-112	P710-26
		G3/4 to G1 1/2			Modulair 160	P717-3
		G3/4 to G1			Maxi 30-50	P730
Filter		G1/8 to G3/4		342	P710-5	
		G3/4 to G1 1/2			Modulair 160	P717-5
		G3/4 to G1 1/2			Maxi 30-50-75	P730-3
						P725
Regulator	mini.	G1/8 - G1/4		342	P710-9	
	water joinable	G1/8 to G3/4			Modulair 105-107-112	P710-13
		G1/8 - G1/4			Modulair 105	P710-15
		G1/2			Modulair 112	P717-7
		G3/4 to G1 1/2			Modulair 160	P730-5
Monobloc Filter/Regulator		G1/8 to G3/4		342	P710-17	
		G3/4 to G1 1/2			Modulair 160	P717-9
Monobloc Filter/Lubricator		G1/8 - G1/4		342	P710-21	
Lubricator		G1/8 to G3/4		342	P710-23	
		G3/4 to G1 1/2			Modulair 160	P717-11
		G3/4 to G1 1/2			Maxi 30-50-75	P730-7
						P710-29
Submicron filter units	metal. bowls	G1/8 to G1/2		342	P710-31	
		G1/4 to G1/2			Modulair 107-112	P717-13
		G3/4 to G1			Modulair 160	P730-9
		G3/4 to G1			Maxi 30-50-75	
Isolation valve		G1/8 to G3/4		343	P710-33	
		G3/4 to G1 1/2			Modulair 160	P717-15
By-Pass module		G1/8 to G3/4		343	P710-35	
		G3/4 to G1			Modulair 160	P717-16
Shut-off valve and soft-start unit		G1/8 to G3/4		343	P710-36	
		G3/4 to G1 1/2			Modulair 160	P717-17
Accessories				342-343	P710-42	
				346	P717-21	
Pressure switches				349	P718-1	
						P718-2





























product	pipe connections  - internal thread ØG								flow at 6,3 bar l/min (ANR)	illustration	series	page
	Modulair 105		Modulair 107		Modulair 112							
	1/8	1/4	1/8	1/4	1/4	3/8	1/2	3/4				
Modulair 105-107-112												
filter/regulator and lubricator system									400-3900		342	P710-1
filter									890-3100		342	P710-5
regulator									550-5400		342	P710-9
water regulator									550-650		342	P710-13
joinable regulator									5400		342	P710-15
monobloc filter-regulator									550-3900		342	P710-17
monobloc filter-lubricator									830-950		342	P710-21
lubricator									1350-6500		342	P710-23
filter/regulator and lubricator system with metal bowls									1500-3900		342	P710-26
combined " Clarifair " submicron									700-1050		342	P710-29
combined " Clarifair " submicron with metal bowls									1050		342	P710-31
3/2 isolation valve									-		343	P710-33
by-pass module									-		343	P710-35
shut-off valve and soft-start unit									1000-2700		343	P710-36
accessories									-		342 343	P710-42
system fastener positions									-			P710-45

00259GB-2009/R01
Availability, design and specifications are subject to change without notice. All rights reserved.

product	pipe connections  - internal thread ØG				flow at 6,3 bar l/min (ANR)	illustration	series	page
	Modulair 160							
	3/4	1	1 1/4	1 1/2				
Modulair 160 								
filter/regulator and lubricator system					8600-14650		342	P717-3
filter					10400-11400		342	P717-5
regulator					14600-20000		342	P717-7
monobloc filter-regulator					13200-19000		342	P717-9
lubricator					16000-17700		342	P717-11
combined " Clarifiair " submicron					3850		342	P717-13
3/2 isolation valve					-		343	P717-15
by-pass module					-		343	P717-16
air operated shut-off valve and automatic soft-start unit							343	P717-17
solenoid air operated shut-off valve and automatic soft-start unit					10500-12000		343	P717-18
solenoid air operated shut-off valve and soft-start unit							343	P717-19
accessories					-		342 343 346	P717-21
Modulair 105-107-112-160								
delivered assembled systems	G1/8 à G1 1/2							consult us

00259GB-2008/R01
Availability, design and specifications are subject to change without notice. All rights reserved.

H

product	pipe connections						pad mount	flow at 6,3 bar l/min (ANR)	illustration	series	page
	 - internal thread ØG  - pad mount Maxi 30-50-75										
	1/8	1/4	3/4	1	1 1/4	1 1/2					
Pressure switches											
adjustable pressure switch with or without protection and status indicators								-		349	P718-1
electronic pressure switch								-		349	P718-2
Other air service equipment products											
miniature regulator								500-650		342	P725
drip leg autodrain								-		342	P727
Maxi 30-50-75											
filter/regulator and lubricator system								7000-8400		342	P730
filter								12000-24000		342	P730-3
regulator								7000-8400		342	P730-5
lubricator								14000-20000		342	P730-7
“ Clarifair “ submicron MAXI filter								1400-1800		342	P730-9