

### FEATURES

- Compact design for the control of single-acting actuators or filling and draining cycles
- Wide range of flow and pressure ratings
- Quick disassembly of core tube for easy maintenance of internal parts
- Standard disc seal made of FPM suitable for a wide range of operating temperatures and compatible with many fluids
- Standard manual operator allows an easy installation
- AC/DC interchangeability of the solenoid without disassembly of the valve
- Compliance with UL and CSA standards (coil 4/5,5 W)
- Compact and low weight valve
- The solenoid valves satisfy all relevant EC directives

### GENERAL

**Differential pressure** See «SPECIFICATIONS» [1 bar = 100 kPa]  
**Maximum viscosity** 40 cSt (mm<sup>2</sup>/s)  
**Response time** 5 - 10 ms

fluids (*)	temperature range (TS)	seal materials (*)
air, inert gas, water, oil	- 10°C to + 100°C	FPM (fluoroelastomer)

### MATERIALS IN CONTACT WITH FLUID

(\*) Ensure that the compatibility of the fluids in contact with the materials is verified

	Brass body	Stainless steel body
<b>Body</b>	Brass	AISI 316
<b>Core tube</b>	Stainless steel	Stainless steel
<b>Core and plugnut</b>	Stainless steel	Stainless steel
<b>Springs</b>	Stainless steel	Stainless steel
<b>Seat</b>	Brass	Stainless steel
<b>Seals</b>	FPM	FPM
<b>Disc</b>	FPM	FPM
<b>Shading coil</b>	Copper	Copper

### ELECTRICAL CHARACTERISTICS

**Coil insulation class** F  
**Connector** Spade plug (cable Ø 6-7 mm or Ø 6-10 mm)  
**Connector specification** DIN 43650, 11 mm, industry standard B (type 01) or ISO 4400 / EN 175301-803, form A (type 02)  
**Electrical safety** IEC 335  
**Electrical enclosure protection** Moulded IP65 (EN 60529)  
**Standard voltages** DC (=) : 24V - 48V  
 AC (~) : 24V - 48V - 115V - 230V / 50 Hz  
 (Other voltages and 60 Hz on request)

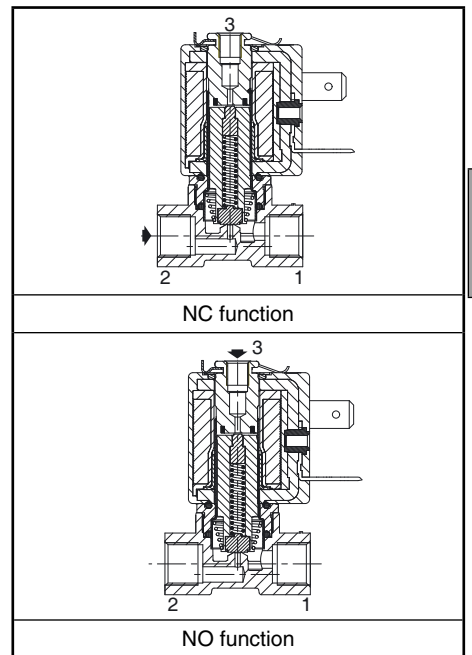
prefix option	power ratings				operator ambient temperature range (TS) (C°)	replacement coil		type <sup>(1)</sup>
	inrush ~		holding ~			~	=	
	(VA)	(VA)	(W)	(W)		230 V/50 Hz	24 V DC	
SC	12	6	4	4,5 / 5,5	-10 to + 60	43005429	43005413	01
	10,4	6	3,5	5 / 7	-10 to + 60	43005539	43005533	02

<sup>(1)</sup> Refer to the dimensional drawings on the following page.

### SPECIFICATIONS

pipe size	orifice size	flow coefficient Kv				operating pressure differential (bar)				power coil (W)		catalogue number		options		
		2→1		3→1		min.	max. (PS)		~	=	brass	stainless steel	EPDM			
		(m <sup>3</sup> /h)	(l/min)	(m <sup>3</sup> /h)	(l/min)		air, water, oil (*)	=							~/=	~/=
G	(mm)	(m <sup>3</sup> /h)	(l/min)	(m <sup>3</sup> /h)	(l/min)											
<b>NC - Normally closed</b>																
1/8 <sup>(2)</sup>	1,2	0,05	0,8	0,05	0,8	0	15	15	4	5,5	SCG356A001VMS	SCG356A013VMS	E	-	-	
	1,6	0,08	1,33	0,05	0,8	0	10	10	4	5,5	SCG356A002VMS	SCG356A014VMS	E	-	-	
	2,0	0,1	1,66	0,05	0,8	0	5	5	4	5,5	SCG356A003VMS	SCG356A015VMS	E	-	-	
	2,4	0,13	2,1	0,05	0,8	0	4	4	4	5,5	SCG356A004VMS	SCG356A016VMS	E	-	-	
1/4 <sup>(2)</sup>	1,6	0,08	1,33	0,05	0,8	0	10	10	3,5	7	SCG356A466VMS	SCG356A434VMS	-	-	-	
	2,4	0,16	2,67	0,05	0,8	0	4	4	3,5	7	SCG356A470VMS	SCG356A436VMS	-	-	-	
<b>U - Universal</b>																
1/8 <sup>(2)</sup>	1,6	0,06	1	0,05	0,8	0	4,5	4,5	4	5,5	SCG356A010VMS	SCG356A022VMS	E	-	-	
	2,0	0,08	1,33	0,05	0,8	0	3	3	4	5,5	SCG356A011VMS	SCG356A023VMS	E	-	-	
	2,4	0,09	1,5	0,05	0,8	0	2	2	4	5,5	SCG356A012VMS	SCG356A024VMS	E	-	-	
<b>NO - Normally open</b>																
1/8 <sup>(2)</sup>	1,6	0,096	1,6	0,05	0,8	0	8,5	8,5	4	5,5	SCG356A006VMS	SCG356A018VMS	E	-	-	

<sup>(2)</sup> Pipe size port 3: M5 (Orifice size = 1,2 mm).



**E**

### OPTIONS

- Valves can also be supplied with EPDM (ethylene-propylene) seals and discs. Use the appropriate optional suffix letter for identification (1/8 version only)
- Explosionproof enclosures for use in zones 1/21-2/22, categories 2-3 to ATEX Directive 94/9/EC (see "Explosionproof solenoids" section)
- Flying leads coil, use prefix L (e.g.: LG356A001VMS) (4 W/5,5 W coil only)
- Oxygen service with seals and disc in FPM, suffix NV, example: SCG356A001NVMS
- Solenoid valves integrated on manifold, orifice sizes 1,2 - 1,6 - 2 - 2,4 mm (See V591)
- French sanitary conformity approval ACS for potable water applications, prefix: FW (1/8 NC only)
- Without manual operator, on request
- Other pipe connections are available on request
- Plug with visual indication and peak voltage suppression or with cable length of 2 m (see Solenoids, Coils & Accessories section)

### INSTALLATION

- The solenoid valves can be mounted in any position without affecting operation
- Solenoid valves have 2 mounting holes in body
- Pipe connection identifier is G = G (ISO 228/1)
- Installation/maintenance instructions are included with each valve

### ORDERING EXAMPLES:

SC	G	356	A 001	VMS	230V / 50 Hz
SC	G	356	A 002	EMS	115V / 50 Hz
SC	G	356	A 014	NVMS	24V / DC
SC	G	356	A 001	FWMS	24V / DC
SC	G	356	A 456	VMS	230V / 50 Hz
SC	G	356	A 006	VMS	230V / 50 Hz

prefix ———  
 pipe thread ———  
 basic number ———  
 voltage ———  
 suffix ———

### DIMENSIONS (mm), WEIGHT (kg)



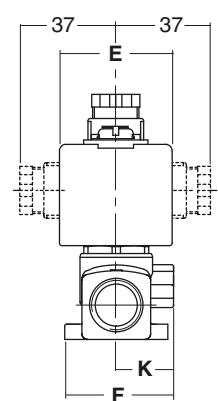
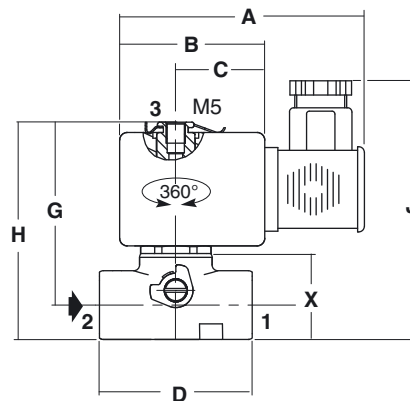
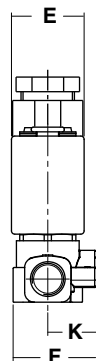
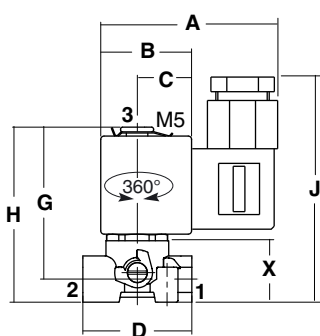
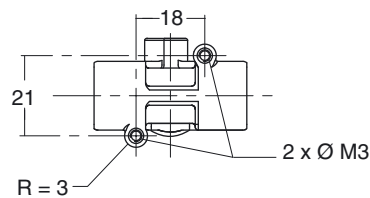
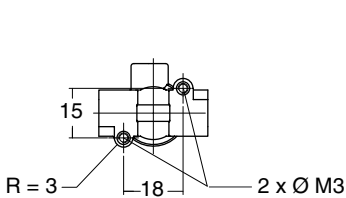
**TYPE 01**  
Prefix "SC" Solenoid  
IEC 335 / DIN 43650  
IP65

NC/NO/U (1/8): All 1/8 catalogue numbers



**TYPE 02**  
Prefix "SC" Solenoid  
IEC 335 / ISO 4400  
IP65

NC (1/4): SCG356A434VMS/436VMS/466VMS/470VMS/471V/472V



type	prefix option	pipe size	A	B	C	D	E	F	G	H	J	K	X	weight <sup>(1)</sup>	
														brass	stainless steel
01	SC	1/8	57,5	27,5	16,5	33	22	25,5	46	53	69	15	18,6	0,156	0,138
02	SC	1/4	73	38	23,3	40	29,7	28,5	48	57	79	15	23,4	0,232	0,229

<sup>(1)</sup> including coil and connector.